

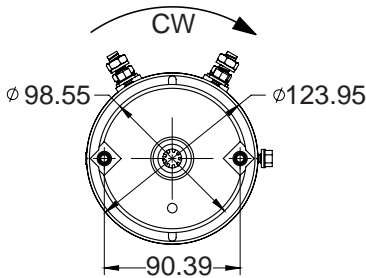
HEAVY DUTY MOTORS

- 4.5" 4 field series wound
- Available with single terminal internally grounded and two terminal externally grounded models
- Up to 2.5kw of power
- Clockwise rotation

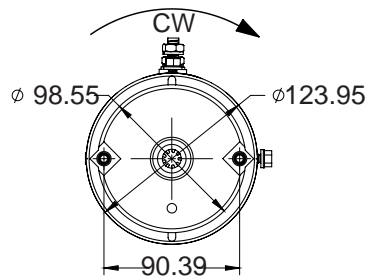


SPECIFICATIONS

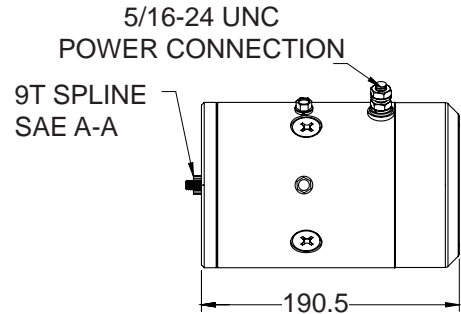
Build Code	Model	Voltage	Terminals	Torque (Nm)	Current (Amp)	Speed (rpm)	Power (kw)
A	1245-29	12	1	5.65	200	3000	1.8
B	1245-30	12	2	5.65	200	3000	1.8
C	2445-6	24	1	7.91	140	3000	2.5
D	2445-7	24	2	7.91	145	3000	2.5



1/4-20UNC MOUNTING SCREWS



1/4-20UNC MOUNTING SCREWS



HIGH POWER MOTORS

- 5" open end fan cooled
- Two terminal externally grounded
- Up to 5kw of power
- Clockwise rotation
- Dual voltage 12v/24v
- Suitable for UM1 Manifolds and APU's only.
- Not suitable for UM2 and UM3 Manifolds



SPECIFICATIONS

Build Code	Model	Voltage	Terminals	Torque (Nm)	Current (Amp)	Speed (rpm)	Power (kw)
E	2450-3	12/24	2	145/289	201/338	3000	3/5

